

Plugs, Jacks, Adapters

F type plugs are available in three different crimp styles: two piece with separate ferrules, one piece crimp with a short crimp body and a one piece crimp with a long body. Also, a twist-on type for tool-less installations. Jacks for bulkhead, inline, or PC board, and a variety of adapters are all machined brass construction.

Part Number	Description	RG/U Cable	Fig. No.							
810A209A	2 Piece Crimp Plug, Short Ferrule	6	117							
810A209D	2 Piece Crimp Plug, Short Ferrule	11	117							
810A209G	2 Piece Crimp Plug, Short Ferrule	59	117							
810B209G	2 Piece Crimp Plug, Long Ferrule	59	118							
810D209A	2 Piece Crimp Plug, Short Ferrule	6	119							
810A209MV	4 Pc Crimp Mini Coax. Uses BD11007 Tool	174	117A							
810D209D	1 Piece Crimp Plug, Short Ferrule	11	119							
810D209G	1 Piece Crimp Plug, Short Ferrule	59	119							
810E209A	1 Piece Crimp Plug, Long Ferrule	6	120							
810E209D	1 Piece Crimp Plug, Long Ferrule	11	120							
810E209G	1 Piece Crimp Plug, Long Ferrule	59	120							
810A409A	Twist-On	6	121							
810A409G	Twist-On	59	121							
810P209A	Push-On	6	122							
810P209G	Push-On	59	122							
816B519	Male Bulkhead Receptacle. 3/8-32 THD I.D.	Any	130A							
826B519	Bulkhead Jack, Solder Tab	Any	123							
832A519N	Inline Female/Female W/Nut & Washer	N/A	124							
830A509	Inline, Male/Male	N/A	125							
831B509	Inline Female/Male Push-On	N/A	125A							
832A519	Inline Female/Female	N/A	126							
843A509	"T" Adapter, Female/Male/Female	N/A	127							
845A509	"T" Adapter, Female/Female/Female	N/A </tr <tr> <td>851A509</td> <td>Right Angle Adapter, Male/Female</td> <td>N/A</td> <td>129</td> </tr> <tr> <td>F0884</td> <td>75 Ohm Male Terminator</td> <td>N/A</td> <td>130</td> </tr>	851A509	Right Angle Adapter, Male/Female	N/A	129	F0884	75 Ohm Male Terminator	N/A	130
851A509	Right Angle Adapter, Male/Female	N/A	129							
F0884	75 Ohm Male Terminator	N/A	130							

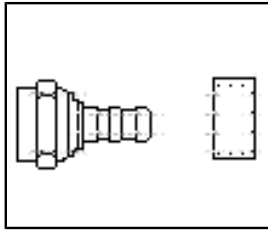


Fig. 117

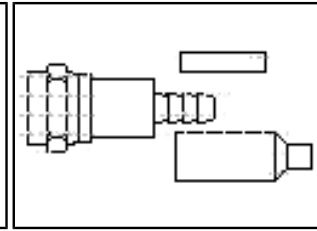


Fig. 117A

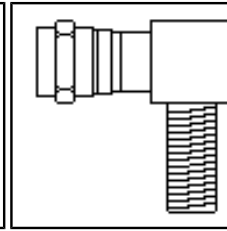


Fig. 118

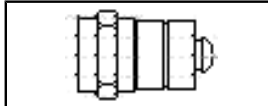


Fig. 119

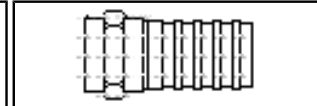


Fig. 120

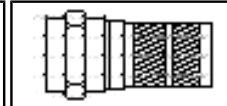


Fig. 121

Also See Push-EZ™ Next Page

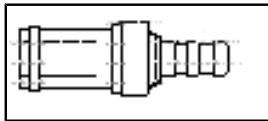


Fig. 122

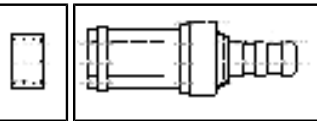


Fig. 123

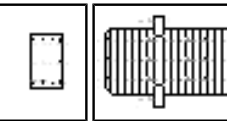


Fig. 124

s

Adapters & Terminators

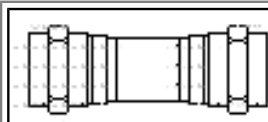


Fig. 125

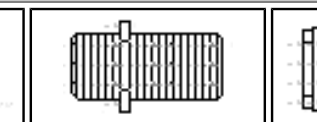


Fig. 126

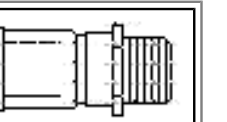


Fig. 125A

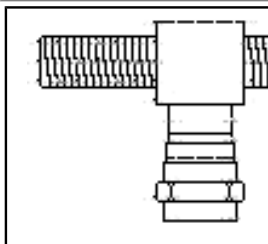


Fig. 127

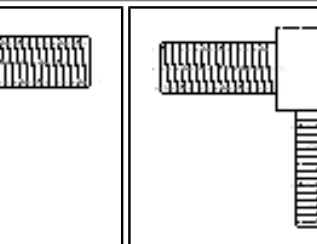
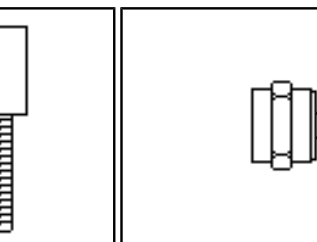
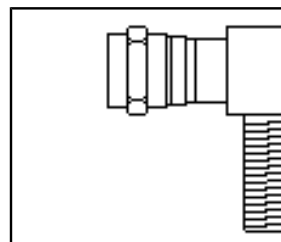


Fig. 128

s



This recessed male acts as a jack & allows for a replaceable female end by using a 832A519 adapter. Also, this can be used to accommodate any adapter with a female F interface on one side. The other end can be BNC, TNC, or any style available. (See adapter pages)

SS

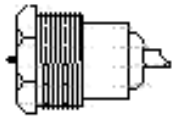



Fig. 130A2

3/8 - 32 Internal Thd. 1/2 - External Thd.



S

S

